

Marco Polo deck plan

CABIN CATEGORY LEGEND

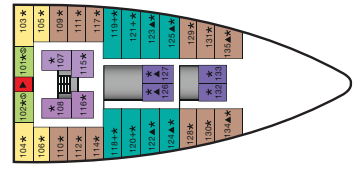
Cat DS	De Luxe Suite
Cat JS	Junior Suite
Cat DL	De Luxe
Cat 12	Premium Twin
Cat 11	Superior Plus Twin
Cat 10	Single
Cat 9	Superior Twin
Cat 8	Standard Plus Twin
Cat 7	Standard Twin
Cat 6	Standard Twin
Cat 5	Single (Inner)
Cat 4	Premium Twin (Inner)
Cat 3	Superior Twin (Inner)
Cat 2	Standard Plus Twin (Inner)
Cat 1	Standard Twin (Inner)

All categories with ocean view unless stated

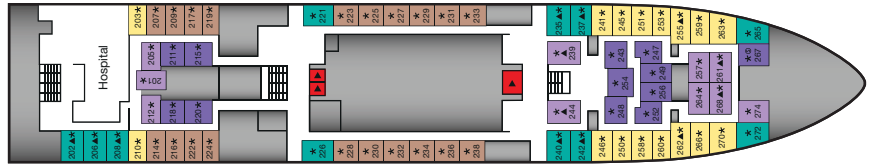
Symbol Legend

- * Cabin with two lower beds
- Cabin cannot be pushed together
- Cabin with facilities for the disabled
- ▲ Cabin accommodates a third person
- ⊕ Single occupancy
- + Cabin occupies a third and/or fourth person
- ◆ Cabin with King/Queen sized bed
- ☒ Lift

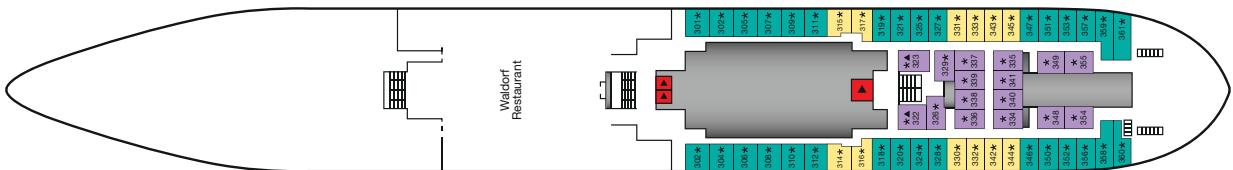
Marco Polo Deck Plan 2016 UK Edition.
This plan shows the location of cabins and public areas only as a guide. It is not drawn to scale. The cabin and public room configurations are believed to be correct at the time of production



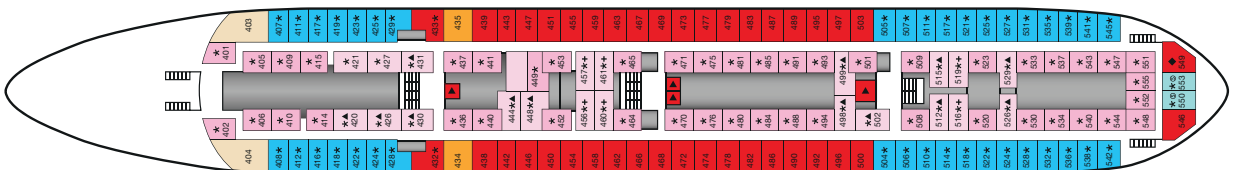
Caribic Deck 4



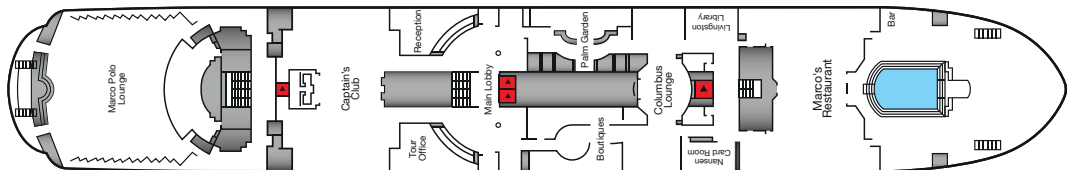
Baltic Deck 5



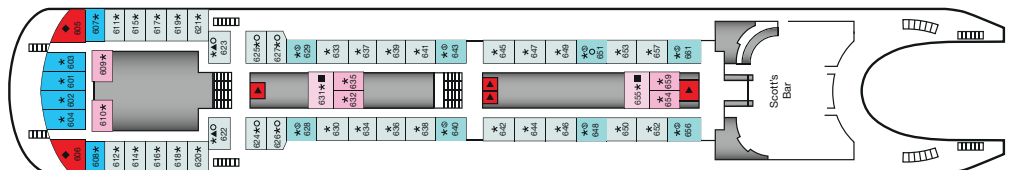
Atlantic Deck 6



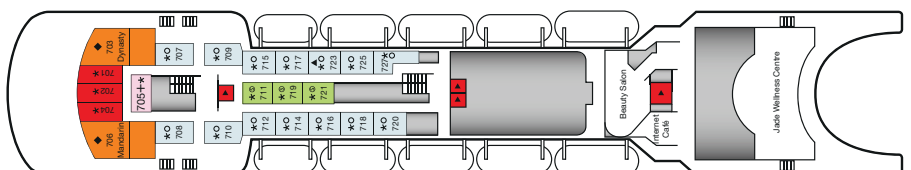
Pacific Deck 7



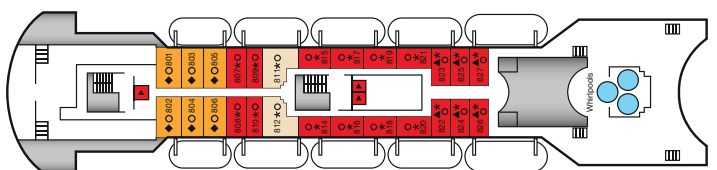
Magellan Deck 8



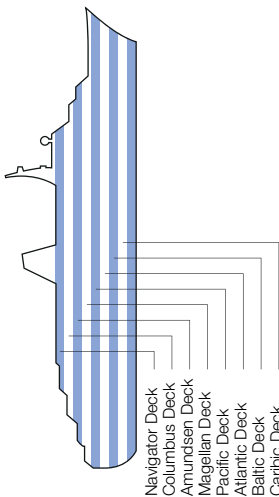
Amundsen Deck 9



Columbus Deck 10



Navigator Deck 11



Navigator Deck
Columbus Deck
Amundsen Deck
Magellan Deck
Pacific Deck
Atlantic Deck
Baltic Deck
Caribic Deck