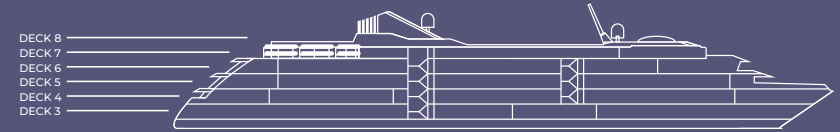
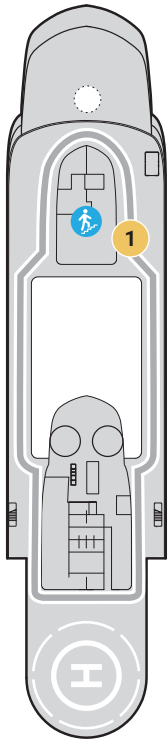


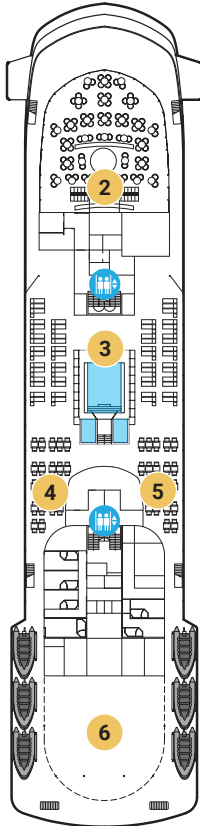
WORLDNAVIGATOR WORLDTRAVELLER



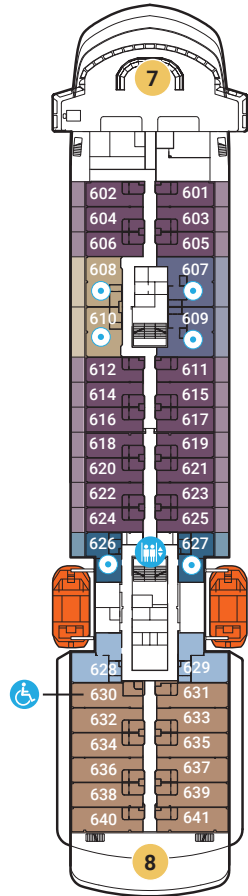
DECK 8



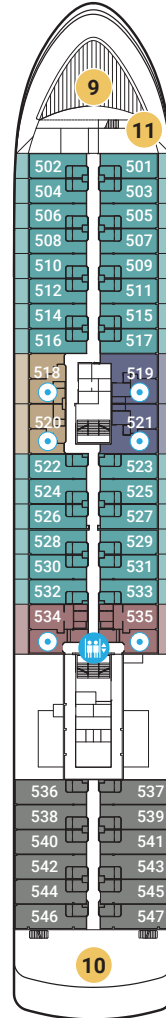
DECK 7



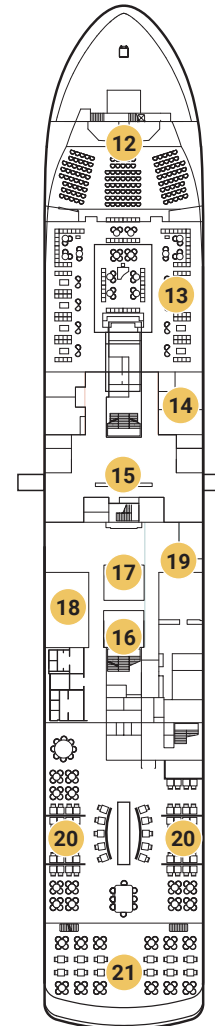
DECK 6



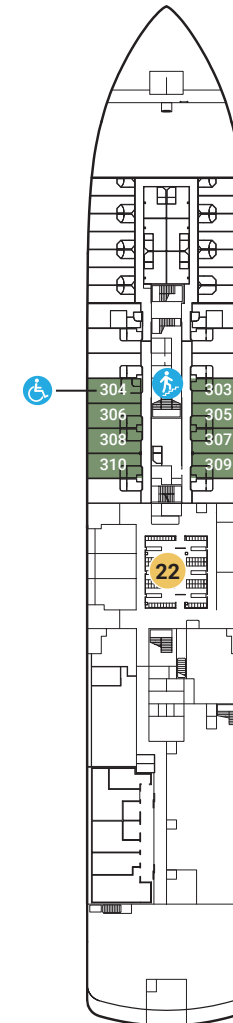
DECK 5



DECK 4



DECK 3



DECK 8

- 1 JOGGING TRACK

DECK 7

- 2 THE DOME
OBSERVATION LOUNGE
- 3 POOL AND HOT TUBS
- 4 GRILL
- 5 POOL BAR
- 6 ZODIAC STORAGE

DECK 6

- 7 BRIDGE
- 8 SMALL SUNDECK

DECK 5

- 9 WATER'S EDGE
- 10 LARGE SUNDECK

DECK 4

- 11 LAUNDRY †
- 12 THEATER
- 13 ATLAS LOUNGE
- 14 MEDICAL CENTER
- 15 RECEPTION
- 16 RETAIL
- 17 PAULA'S PANTRY
- 18 FITNESS STUDIO
- 19 SEASPA/SAUNA
- 20 RESTAURANT
- 21 RESTAURANT

DECK 3

- 22 MUD ROOM

SUITES

- NAVIGATOR (NS)
- DISCOVERY (DS)
- JOURNEY (JS)
- SOLO (C1/SS)*

STATEROOMS

- HORIZON DELUXE (E1)
- VERANDA DELUXE (E2)
- HORIZON (A1)
- HORIZON (A2)
- VERANDA (B1)
- VERANDA (B2)

SYMBOLS

- SLEEPS 3 WITH SOFA BED
- ELEVATOR/STAIRS
- STAIRS
- ADA ACCOMMODATIONS

SPECIFICATIONS

- LENGTH: 129m/423'
- WIDTH: 18.9m/62'
- GROSS TON: 10,000t
- GUEST DECKS: 6
- ACCOMMODATIONS: 94
- CRUISING SPEED: 16kt/18mph

*Effective March 22, 2022: Adventure Accommodations will be reclassified as Solo Suites.
† World Traveller

